

## **ARCADIA** Kit Includes:

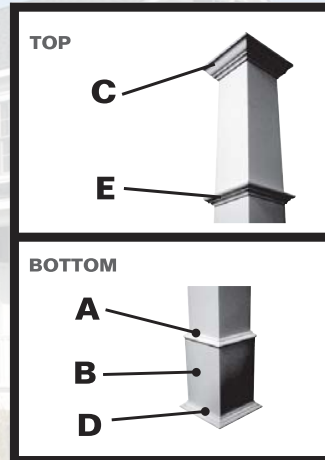
- 1 - Base/Cap Molding Trim (A)
- 1 - WNS Base/Cap (B)
- 1 - Crown Molding Trim (C)
- 1 - Bead Molding Trim XL (D)
- 1 - Bead Molding Trim (E)

\*Each kit comes with corner connectors, mitered and notched for quick and easy assembly.

**Additional Trim Kits available to fit Wrap-N-Snap™**

**Column Wrap in sizes:**

4x4, 4x6, 6x6, 8x8 & 10x10



\*Wrap-N-Snap™ Column Wrap sold separately

## **COLONIAL** Kit Includes

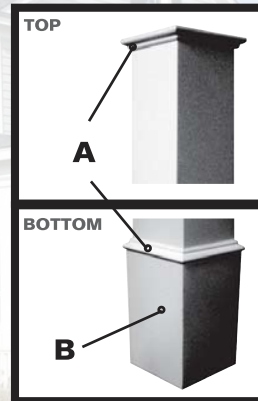
- 2 - Base/Cap Molding Trim (A)
- 1 - WNS Base/Cap (B)

\*Each kit comes with corner connectors, mitered and notched for quick and easy assembly.

**Additional Trim Kits available to fit Wrap-N-Snap™**

**Column Wrap in sizes:**

4x4, 4x6, 6x6, 8x8 & 10x10



\*Wrap-N-Snap™ Column Wrap sold separately

## **WILLIAMSBURG** Kit Includes:

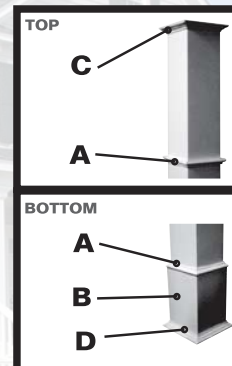
- 2 - Base/Cap Molding Trim (A)
- 1 - WNS Base/Cap (B)
- 1 - Bead Molding Trim (C)
- 1 - Bead Molding Trim XL (D)

\*Each kit comes with corner connectors, mitered and notched for quick and easy assembly.

**Additional Trim Kits available to fit Wrap-N-Snap™**

**Column Wrap in sizes:**

4x4, 4x6, 6x6, 8x8 & 10x10



\*Wrap-N-Snap™ Column Wrap sold separately



# COLUMN WRAP TRIM KIT

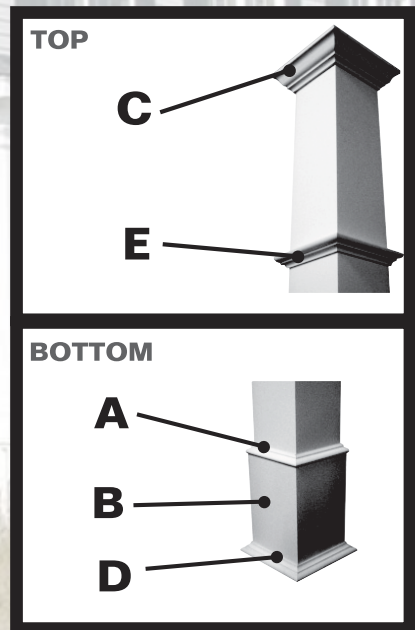


## **ARCADIA** Kit Includes:

- 1 - Base/Cap Molding Trim (A)
- 1 - WNS Base/Cap (B)
- 1 - Crown Molding Trim (C)
- 1 - Bead Molding Trim XL (D)
- 1 - Bead Molding Trim (E)

\*Each kit comes with corner connectors, mitered and notched for quick and easy assembly.

**Additional Trim Kits available to fit Wrap-N-Snap™ Column Wrap in sizes: 4x4, 6x6**



\*Wrap-N-Snap™ Column Wrap sold separately

## **ARCADIA**



Call 800-768-7325 with any additional questions or concerns



# COLUMN WRAP TRIM KIT

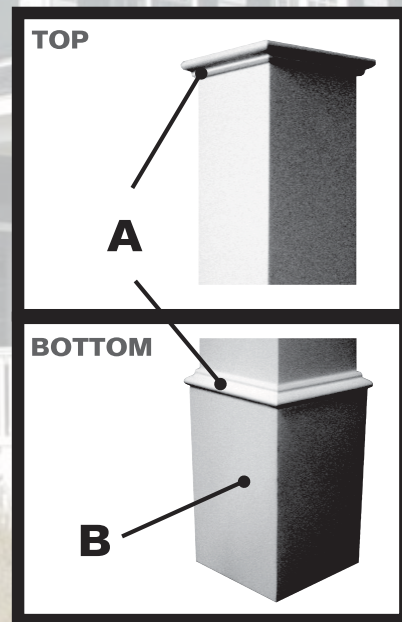


## **COLONIAL** Kit Includes

- 2 - Base/Cap Molding Trim (A)
- 1 - WNS Base/Cap (B)

\*Each kit comes with corner connectors, mitered and notched for quick and easy assembly.

**Additional Trim Kits available to fit Wrap-N-Snap™ Column Wrap in sizes: 4x4, 6x6**



\*Wrap-N-Snap™ Column Wrap sold separately

## **COLONIAL**



Call 800-768-7325 with any additional questions or concerns



# COLUMN WRAP TRIM KIT

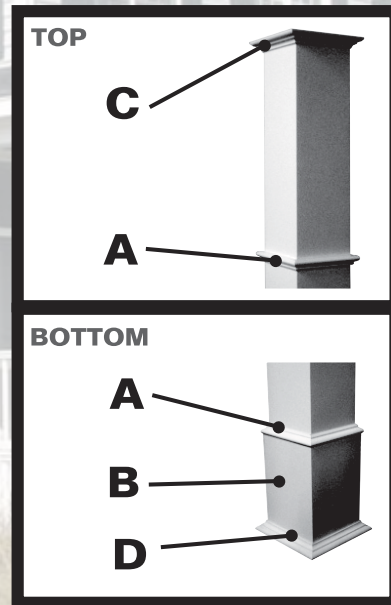


## **WILLIAMSBURG** Kit Includes:

- 2 - Base/Cap Molding Trim (A)
- 1 - WNS Base/Cap (B)
- 1 - Bead Molding Trim (C)
- 1 - Bead Molding Trim XL (D)

\*Each kit comes with corner connectors, mitered and notched for quick and easy assembly.

**Additional Trim Kits available to fit Wrap-N-Snap™ Column Wrap in sizes: 4x4, 6x6**



\*Wrap-N-Snap™ Column Wrap sold seperately

## **WILLIAMSBURG**



Call 800-768-7325 with any additional questions or concerns



**WNS4CAPB**


Belmont 4" Wrap N' Snap Post Cap



**WNS6CAPB**

Belmont 6" Wrap N' Snap Post Cap

One Better Way • Georgetown, SC 29440 • 1-800-768-7325



**WNS4CAPW**

Windsor 4" Wrap N' Snap Post Cap



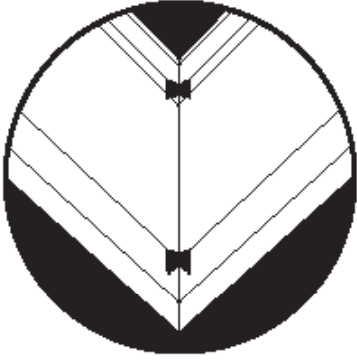
**WNS6CAPW**

Windsor 6" Wrap N' Snap Post Cap

One Better Way • Georgetown, SC 29440 • 1-800-768-7325

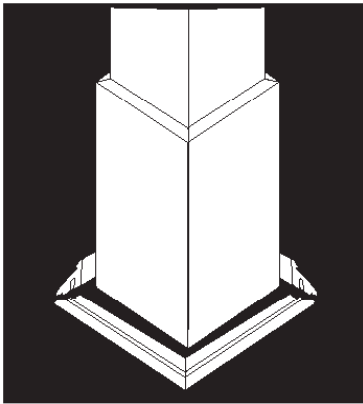


# Molding Instructions



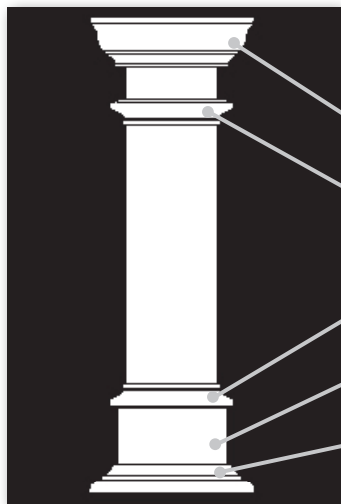
**1**

All Royal Wood Wrap n Snap moldings are pre mitered with slots cut for dovetail connectors. The dovetail connectors slide easily into the pre-cut slots and securely hold the corners together.



**2**

To install the molding around the column, join the four corners using a dovetail at each corner with a small amount of PVC adhesive. Attach the molding in the desired location on the column.



**3**

The Wrap n Snap moldings are available in the Base Molding, the Bead Molding and the Crown Molding. The Bead Molding, XL is long enough to fit around the Wrap n Snap Base / Cap.

**Crown Molding**

**Base Molding**

**WnS Base/Capital**

**Bead Molding, XL**